

**MULTISCREEN™ STABLE CELL LINE  
HUMAN RECOMBINANT B2 RECEPTOR**

**Data sheet**

**PRODUCT INFORMATION**

**Catalog Number:** H1199

**Lot Number:** H1199-062310

**Quantity:** 1 vial ( $2 \times 10^6$ ) frozen cells

**Freeze Medium:** Sigma Freezing Medium (C-6164)

**Host cell:** HEK293T

**Transfection:** Full-length Human BDKRB2 cDNA (GenBank Accession Number NM\_000623) with FLAG-tag sequence at the N-terminus

**Recommended Storage:** Liquid nitrogen upon receiving

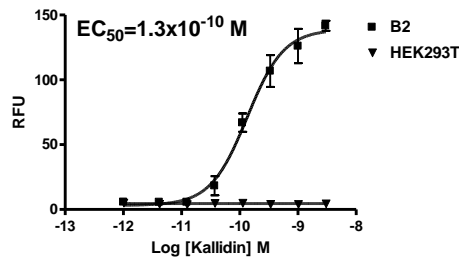
**Propagation Medium:** DMEM, 10% FBS, 1  $\mu$ g/mL puromycin

**Stability:** Stable in culture for minimum of two months

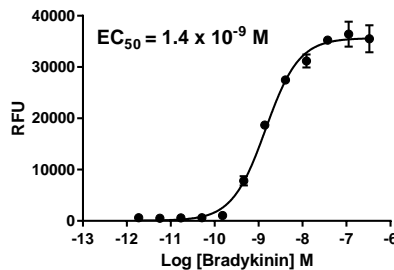
**Background:** Bradykinin receptor B2 is a G protein-coupled receptor for bradykinin. B2 receptor agonists may have important clinical value in the treatment and prevention of various cardiovascular disorders such as hypertension, ischemic heart disease, left ventricular hypertrophy, ventricular remodeling and congestive heart failure, as well as diabetic disorders by mimicking the reported beneficial effects of bradykinin. Blocking bradykinin B2 receptors after experimental cerebral ischemia reduces brain edema, infarct volume and neuronal necrosis, and improves neurological outcome. Thus, B2 antagonists may be a promising new class of compounds for clinical use after the onset of cerebral ischemia.

**Application:** Functional assays

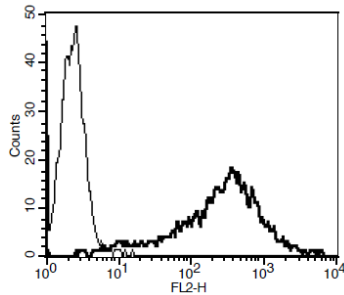
**Figure 1**



**Figure 2**



**Figure 3**



**Figure 1.** Dose-dependent stimulation of calcium flux upon treatment with ligand, measured with Multiscreen™ Calcium 1.0 No Wash Assay Kit (Multispan MSCA01). **Figure 2.** Dose-dependent stimulation of calcium flux upon treatment with ligand, measured with Multiscreen™ Calcium 1.0 No Wash Assay Kit (Multispan MSCA01). **Figure 3.** Receptor expression on cell surface measured by flow cytometry (FACS) using an anti-FLAG antibody. Thin line: parental cells; thick line: receptor-expressing cells.

**References:**

- Hess *et al.* (1992) Cloning and pharmacological characterization of a human bradykinin (BK-2) receptor. *Biochem Biophys Res Commun* 184:260-268.
- Heitsch (2003) The therapeutic potential of bradykinin B2 receptor agonists in the treatment of cardiovascular disease. *Expert Opin Investig Drugs* 12:759-770.
- Sobey (2003) Bradykinin B2 receptor antagonism: a new direction for acute stroke therapy? *Br J Pharmacol* 139:1369-1371.

**FOR RESEARCH USE ONLY.**

Multispan Inc. All rights reserved. No part of this document may be reproduced in any form without prior permission in writing.