

**MULTISCREEN™ STABLE CELL LINE
HUMAN RECOMBINANT BB2 RECEPTOR**

Data sheet

PRODUCT INFORMATION

Catalog Number: C1215

Lot Number: C1215-061909

Quantity: 1 vial (2 x 10⁶) frozen cells

Freeze Medium: Sigma Freezing Medium (C-6164)

Host cell: HEK293T

Transfection: Expression vector containing full-length human GRPR cDNA (GenBank accession number NM_005314.2) with FLAG tag sequence at N-terminus

Recommended Storage: Liquid nitrogen upon receiving

Propagation Medium: DMEM, 10% FBS, 1 µg/mL puromycin

Stability: Stable after minimum two months continuous growth.

Background: The bombesin receptor BB2 (or gastrin-releasing peptide receptor GRPR) is responsible for many physiological actions such as inhibition of feeding, smooth muscle contraction, exocrine and endocrine secretions, thermoregulation, blood pressure and sucrose regulations, and cell growth. BB2 is expressed in the brain, as well as in colon, lung, and prostate cancer cells. The development of potent receptor antagonists that block BB2 receptor responses has potential for new therapeutic treatments in cancer.

Application: Functional assays

Figure 1

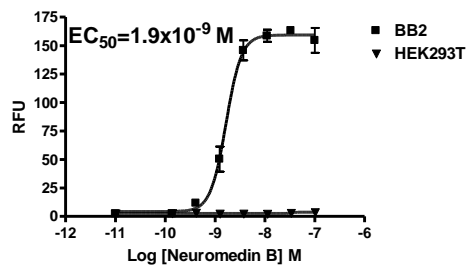


Figure 2

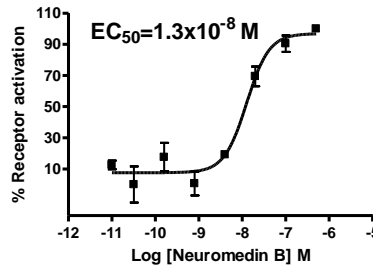


Figure 1. Dose-dependent stimulation of calcium flux upon treatment with ligand, measured with Multiscreen™ Calcium 1.0 No Wash Assay Kit (Multispan MSCA01). **Figure 2.** Dose-dependent accumulation of intracellular IP1 upon treatment with ligand, measured with IP-one Tb kit (Cisbio 62IPAPeC). **Figure 3.** Receptor expression on cell surface measured by flow cytometry (FACS) using an anti-FLAG antibody. Thin line: parental cells; thick line: receptor-expressing cells.

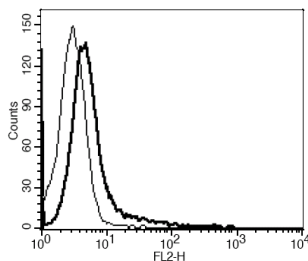
References:

Benya *et al.* (1995) Expression and characterization of cloned human bombesin receptors. *Mol Pharmacol* 47:10-20.

Ohki-Hamazaki *et al.* (2005) Development and function of bombesin-like peptides and their receptors. *Int J Dev Biol* 49:293-300.

Xiao *et al.* (2001) The human gastrin-releasing peptide receptor gene structure, its tissue expression and promoter. *Gene* 264:95-103.

Figure 3



FOR RESEARCH USE ONLY.

Multispan Inc. All rights reserved. No part of this document may be reproduced in any form without prior permission in writing.