

**MULTISCREEN™ STABLE CELL LINE
HUMAN RECOMBINANT MGLUR7 RECEPTOR**

Data sheet

PRODUCT INFORMATION

Catalog Number: C1194

Lot Number: C1194-081210

Quantity: 1 vial (2×10^6) frozen cells

Freeze Medium: Sigma Freezing Medium (C-6164)

Host cell: HEK293T

Transfection: Expression vector containing full-length human GRM7 cDNA (GenBank Accession Number NM_000844) with FLAG tag sequence at N-terminus

Recommended Storage: Liquid nitrogen upon receiving

Propagation Medium: DMEM with GlutaMAX (Gibco 10566), 10% FBS (dialyzed), 2 mM sodium pyruvate, 1 µg/mL puromycin

Stability: Stable after two months of continuous growth

Background: The metabotropic glutamate receptors (mGluRs) are divided into 3 groups on the basis of sequence homology, putative signal transduction mechanisms, and pharmacological properties. Group II and group III mGluRs are linked to inhibition of the cyclic AMP cascade, but differ in their agonist selectivity. mGluR7 is a member of Group III. Immunohistochemistry and in situ hybridization showed that mGluR7 expresses in various sites in the nervous system.

Application: Functional assays

Figure 1

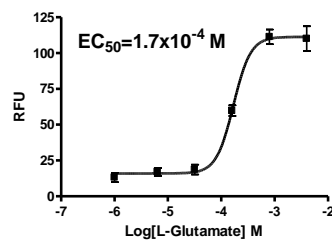


Figure 2




Figure 3

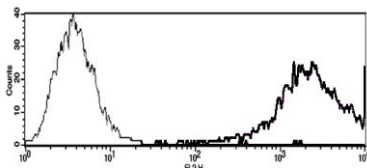


Figure 1. Dose-dependent stimulation of calcium flux upon treatment with ligand, monitored with FlexStation. **Figure 2.** Dose-dependent response of forskolin-stimulated intracellular cAMP level upon treatment with ligand, measured with cAMP HiRange kit (Cisbio 62AM6PEC). **Figure 3.** Receptor expression on cell surface measured by flow cytometry (FACS) using an anti-FLAG antibody. Thin line: parental cells; thick line: receptor-expressing cells.

References:

Wu *et al.* (1998) Group III human metabotropic glutamate receptors 4, 7, and 8: molecular cloning, functional expression, and comparison of pharmacological properties in RGT cells. *Brain Res Mol Brain Res* 53:88-97.

Makoff *et al.* (1996) Human metabotropic glutamate receptor type: molecular cloning and mRNA distribution in the CNS. *Brain Res Mol Brain Res* 40:165-170.

Muto *et al.* (2007) Structures of the extracellular regions of the group II/III metabotropic glutamate receptors. *Proc Natl Acad Sci USA* 104:3759-3764.

FOR RESEARCH USE ONLY.

© 2005 Multispan Inc. All rights reserved. No part of this document may be reproduced in any form without prior permission in writing.

www.multispaninc.com
sales@multispaninc.com
support@multispaninc.com

Ver. October 2005

Phone: +1 (510) 887-0817
Fax: +1 (510) 887-0863
26219 Eden Landing Road
Hayward, CA 94545-3718
U.S.A.