

**MULTISCREEN™ STABLE CELL LINE  
HUMAN RECOMBINANT CALCRL RECEPTOR**

**Data sheet**

**PRODUCT INFORMATION**

**Catalog Number:** C1232

**Lot Number:** C1232-060410

**Quantity:** 1 vial ( $2 \times 10^6$ ) frozen cells

**Freeze Medium:** Sigma Freezing Medium (C-6164)

**Host cell:** HEK293T

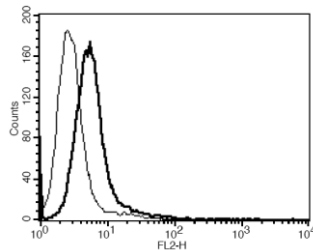
**Transfection:** Full-length Human CALCRL cDNA (GenBank Accession Number NM\_005795) with FLAG-tag sequence at the N-terminus

**Recommended Storage:** Liquid nitrogen upon receiving

**Propagation Medium:** DMEM, 10% FBS, 1  $\mu$ g/mL puromycin

**Stability:** Stable in culture for minimum of two months

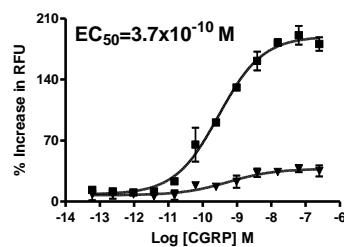
**Figure 3**



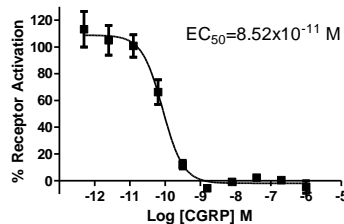
**Background:** CALCRL (Calcitonin gene-related peptide type 1 receptor) is a receptor for calcitonin-gene-related peptide (CGRP) in the presence of the receptor activity modifying protein 1 (RAMP1) and receptor for adrenomedullin in the presence of RAMP2 or RAMP3. CALCRL is predominantly expressed in the lung and heart. The receptor is considered as a potential target for anti-migraine drugs.

**Application:** Functional assays

**Figure 1**



**Figure 2**



**Figure 1.** Dose-dependent stimulation of calcium flux upon treatment with ligand, measured with Multiscreen™ Calcium 1.0 No Wash Assay Kit (Multispan MSCA01). **Figure 2.** Dose-dependent stimulation of intracellular cAMP accumulation upon treatment with ligand, measured with Multiscreen™ TR-FRET cAMP 1.0 No Wash Assay Kit (Multispan MSCM01). **Figure 3.** Receptor expression on cell surface measured by flow cytometry (FACS) using an anti-FLAG antibody. Thin line: parental cells; thick line: receptor-expressing cells.

**References:**

Aiyar *et al.* (1996) A cDNA encoding the calcitonin gene-related peptide type 1 receptor. *J Biol Chem* 271:11325-11329.

Mitsikostas and Sanchez del Rio (2001) Receptor systems mediating c-fos expression within trigeminal nucleus caudalis in animal models of migraine. *Brain Res Brain Res Rev* 35:20-35.

**FOR RESEARCH USE ONLY.**

Multispan Inc. All rights reserved. No part of this document may be reproduced in any form without prior permission in writing.