

**MULTISCREEN™ STABLE CELL LINE
HUMAN RECOMBINANT CCR1 RECEPTOR**

Data sheet

PRODUCT INFORMATION

Catalog Number: C1009

Lot Number: C1009-041506

Quantity: 1 vial (2×10^6) frozen cells

Freeze Medium: Sigma Freezing Medium (C-6164)

Host cell: HEK293T

Transfection: Expression vector containing full-length human CCR1 cDNA (GenBank Accession Number NM_001295) with FLAG tag sequence at N-terminus

Recommended Storage: Liquid nitrogen upon receiving

Propagation Medium: DMEM, 10% FBS, 1 μ g/mL puromycin

Stability: Stable in culture for minimum of two months

Background: CCR1 is a CC chemokine receptor with high affinity for RANTES. It is demonstrated that targeted disruption of the CCR1 receptor is associated with protection from pulmonary inflammation secondary to acute pancreatitis in the mouse. The protection from lung injury is associated with decreased levels of TNF-alpha in a temporal sequence indicating that the activation of the CCR1 receptor is an early event in the systemic inflammatory response syndrome.

Application: Functional assays

Figure 1

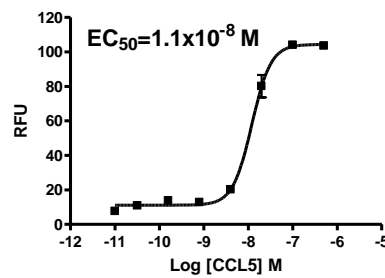


Figure 2

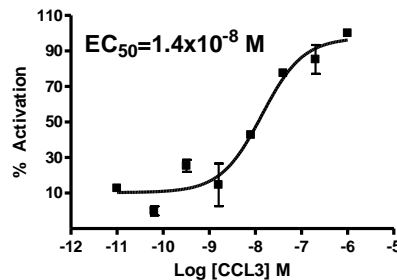


Figure 3

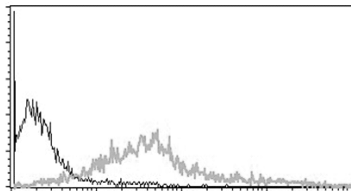


Figure 1. Dose-dependent stimulation of calcium flux upon treatment with ligand, measured with Multiscreen™ Calcium 1.0 No Wash Assay Kit (Multispan MSCA01).

Figure 2. Dose-dependent inhibition of forskolin-stimulated intracellular cAMP level upon treatment with ligand, measured with Multiscreen™ TR-FRET cAMP 1.0 No Wash Assay Kit (Multispan MSCM01).

Figure 3. Receptor expression on cell surface measured by flow cytometry (FACS) using an anti-FLAG antibody. Thin line: parental cells; thick line: receptor-expressing cells.

References:

Wieser *et al.* (2005) Expression and regulation of CCR1 in peritoneal macrophages from women with and without endometriosis. *Fertil Steril* 83:1878-1881.

Neote *et al.* (1993) Molecular cloning, functional expression, and signaling characteristics of a C-C chemokine receptor. *Cell* 72:415-425.

FOR RESEARCH USE ONLY.

Multispan Inc. All rights reserved. No part of this document may be reproduced in any form without prior permission in writing.