

**MULTISCREEN™ STABLE CELL LINE  
HUMAN RECOMBINANT CCR6 RECEPTOR**

**Data sheet**

**PRODUCT INFORMATION**

**Catalog Number:** C1014a

**Lot Number:** C1014a-110609

**Quantity:** 1 vial ( $2 \times 10^6$ ) frozen cells

**Freeze Medium:** Sigma Freezing Medium (C-6164)

**Host cell:** HEK293T

**Transfection:** Expression vector containing full-length human CCR6 DNA (GenBank Accession Number NM\_004367) with FLAG tag sequence at N-terminus

**Recommended Storage:** Liquid nitrogen upon receiving

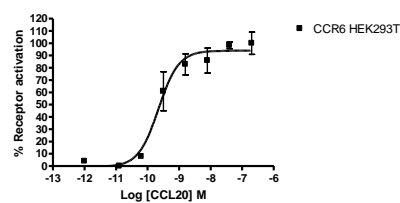
**Propagation Medium:** DMEM, 10% FBS, 1  $\mu$ g/mL puromycin

**Stability:** Stable in culture for minimum of two months

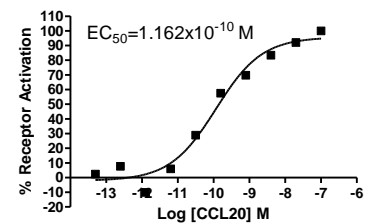
**Background:** CCR6 is a receptor for macrophage inflammatory protein (MIP)-3 $\alpha$  (CCL20). It is expressed in immature dendritic cells as well as in B lymphocytes and memory T cells. In gene-targeted mice lacking CCR6, myeloid dendritic cells are either absent or underrepresented in the subepithelial dome compared with wild-type mice. CCR6 and its ligands contribute to the normal homeostatic regulation of extrathymic T cell development in the intestine.

**Application:** Functional assays

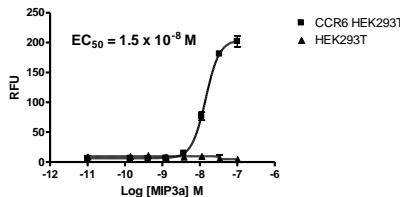
**Figure 1**



**Figure 2**



**Figure 3**



**Figure 1.** Dose-dependent inhibition of forskolin-stimulated intracellular cAMP accumulation upon treatment with ligand, measured with Multiscreen™ TR-FRET cAMP 1.0 No Wash Assay Kit (Multispan MSCM01). **Figure 2.** Dose-dependent stimulation of pERK level upon treatment with ligand, monitored with FlexStation. **Figure 3.** Dose-dependent stimulation of calcium flux upon treatment with ligand, measured with Multiscreen™ Calcium 1.0 No Wash Assay Kit (Multispan MSCA01).

**References:**

Baba *et al.* (1997) Identification of CCR6, the specific receptor for a novel lymphocytedirected CC chemokine LARC. *J Biol Chem* 272:14893-14898.

Cook *et al.* (2000) CCR6 mediates dendritic cell localization, lymphocyte homeostasis, and immune responses in mucosal tissue. *Immunity* 12:495-503.

Lugering *et al.* (2003) Lymphoid precursors in intestinal cryptopatches express CCR6 and undergo dysregulated development in the absence of CCR6. *J Immunol* 171:2208-2215.

**FOR RESEARCH USE ONLY.**

Multispan Inc. All rights reserved. No part of this document may be reproduced in any form without prior permission in writing.