

**MULTISCREEN™ STABLE CELL LINE
HUMAN RECOMBINANT CCR9 RECEPTOR**

Data sheet

PRODUCT INFORMATION

Catalog Number: C1017a

Lot Number: C1017a-040811

Quantity: 1 vial (2×10^6) frozen cells

Freeze Medium: Sigma Freezing Medium (C-6164)

Host cell: HEK293T

Transfection: Expression vector containing full-length human CCR9 cDNA (GenBank Accession Number: NM_006641) with FLAG tag sequence at N-terminus

Recommended Storage: Liquid nitrogen upon receiving

Propagation Medium: DMEM, 10% FBS, 1 μ g/mL puromycin

Stability: Stable in culture for minimum of two months

Background: CCR9 (C-C chemokine receptor type 9) is a thymus-specific receptor for chemokine CCL25 (SCYA25 or TECK). It is an alternative co-receptor with CD4 for HIV-1 infection. Activation of the receptor may lead to potent cFLIP(L)-independent resistance to cycloheximide-induced apoptosis and modest resistance to Fas-mediated apoptosis possibly via activation of multiple signaling components involving Akt and glycogen synthase kinase 3 β . Thus, dissection of signaling components involved in the CCR9-mediated antiapoptosis could be a framework for cell survival mechanisms and may provide options for therapeutic interventions.

Application: Functional assays

Figure 1

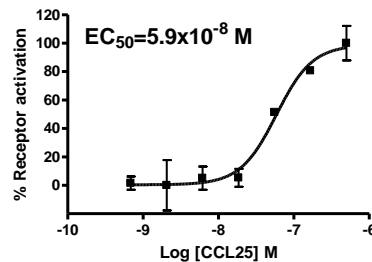


Figure 2

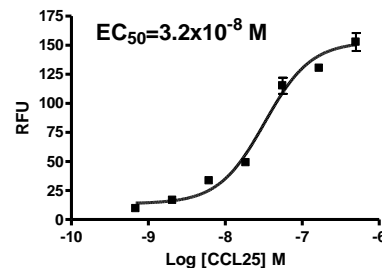


Figure 3

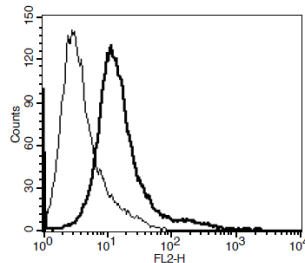


Figure 1. Dose-dependent inhibition of forskolin-stimulated intracellular cAMP level upon treatment with ligand, measured with cAMP HiRange kit (Cisbio 62AM6PEC).

Figure 2. Dose-dependent stimulation of calcium flux upon treatment with ligand, monitored with FlexStation. **Figure 3.** Receptor expression on cell surface measured by flow cytometry (FACS) using an anti-FLAG antibody. Thin line: parental cells; thick line: receptor-expressing cells.

References:

Youn *et al.* (2002) Role of the CC chemokine receptor 9/TECK interaction in apoptosis. *Apoptosis* 7:271-276.

Zaballos *et al.* (1999) Cutting edge: identification of the orphan chemokine receptor GPR-9-6 as CCR9, the receptor for the chemokine TECK. *J Immunol* 162(10):5671-5.

FOR RESEARCH USE ONLY.

© 2005 Multispan Inc. All rights reserved. No part of this document may be reproduced in any form without prior permission in writing.

www.multispaninc.com
sales@multispaninc.com
support@multispaninc.com

Ver. October 2005

Phone: +1 (510) 887-0817
Fax: +1 (510) 887-0863
26219 Eden Landing Road
Hayward, CA 94545-3718
U.S.A.