

**MULTISCREEN™ STABLE CELL LINE
HUMAN RECOMBINANT CXCR2 RECEPTOR**

Data sheet

PRODUCT INFORMATION

Catalog Number: C1002

Lot Number: C1002-052909

Quantity: 1 vial (2×10^6) frozen cells

Freeze Medium: Sigma Freezing Medium (C-6164)

Host cell: HEK293T

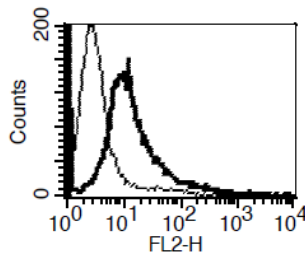
Transfection: Expression vector containing full-length human CXCR2 cDNA (GenBank Accession Number NM_001557) with FLAG tag sequence at N-terminus

Recommended Storage: Liquid nitrogen upon receiving

Propagation Medium: DMEM, 10% FBS, 1 μ g/mL puromycin

Stability: Stable in culture for minimum of two months

Figure 3



Background: CXCR2 (high affinity interleukin-8 receptor B, IL8RB) is a receptor to interleukin-8, which is a powerful neutrophil chemotactic factor. Binding of IL-8 to the receptor causes activation of neutrophils. This receptor also binds to GRO/MGSA and NAP-2 with high affinity. Some highly potent small molecule antagonists of CXCR2 showed success in blocking *in vivo* trafficking of neutrophils, suggesting that antagonism of IL-8 at the receptor level is a viable therapeutic strategy in conditions such as pulmonary disease.

Application: Functional assays

Figure 1

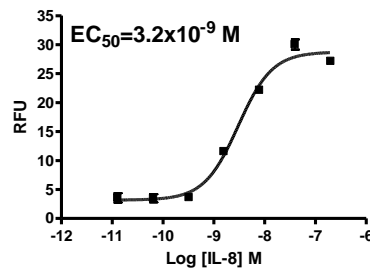


Figure 2

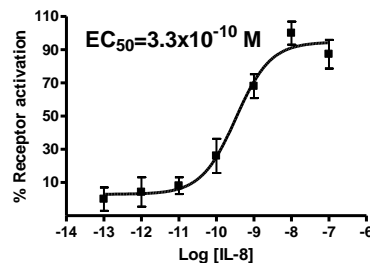


Figure 1. Dose-dependent stimulation of calcium flux upon treatment with ligand, measured with Multiscreen™ Calcium 1.0 No Wash Assay Kit (Multispan MSCA01).

Figure 2. Dose-dependent inhibition of forskolin-stimulated intracellular cAMP accumulation upon treatment with ligand, measured with Multiscreen™ TR-FRET cAMP 1.0 No Wash Assay Kit (Multispan MSCM01). **Figure 3.** Receptor expression on cell surface measured by flow cytometry (FACS) using an anti-FLAG antibody. Thin line: parental cells; thick line: receptor-expressing cells.

References:

Sprenger *et al.* (1994) Structure, genomic organization, and expression of the human interleukin-8 receptor B gene. *J Biol Chem* 269:11065-11072.

Pease and Sabroe (2002) The role of interleukin-8 and its receptors in inflammatory lung disease: implications for therapy. *Am J Respir Med* 1:19-25.

FOR RESEARCH USE ONLY.

Multispan Inc. All rights reserved. No part of this document may be reproduced in any form without prior permission in writing.