

**MULTISCREEN™ STABLE CELL LINE  
MOUSE RECOMBINANT H3 RECEPTOR**

**Data sheet**

**PRODUCT INFORMATION**

**Catalog Number:** Cm1029

**Lot Number:** Cm1029-080712

**Quantity:** 1 vial (2 x 10<sup>6</sup>) frozen cells

**Freeze Medium:** Sigma Freezing Medium (C-6164)

**Host cell:** HEK293T

**Transfection:** Expression vector containing full-length mouse HrH3 cDNA (GenBank accession number NM\_133849) with FLAG tag sequence at N-terminus

**Recommended Storage:** Liquid nitrogen upon receiving

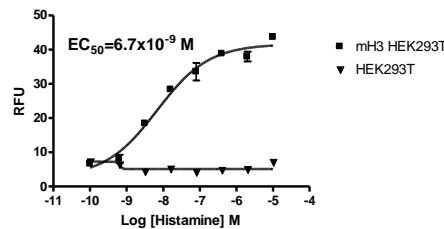
**Propagation Medium:** DMEM, 10% FBS, 1 µg/mL puromycin

**Stability:** In progress

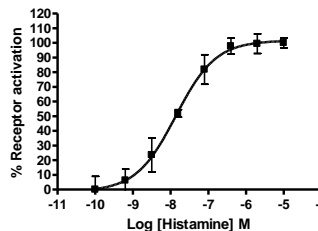
**Background:** Histamine is one of the most studied biomolecules in medicine and is most notably known for its effects on smooth muscle contraction, vascular permeability and regulation of stomach acid. The histamine receptor H3 was initially recognized as an autoreceptor controlling histamine synthesis and release in the brain. The inhibition mediated by H3 autoreceptors constitutes a major regulatory mechanism of histaminergic neurons *in vivo*. Functional and localization studies have shown that H3 receptors are also present on perikarya, dendrites and projections of many other neurones in brain and peripheral tissues. The histamine receptor H3 has been found to prevent oxidative stress and alleviate schizophrenic symptoms, particularly the negative symptoms and cognitive deficits.

**Application:** Functional assays

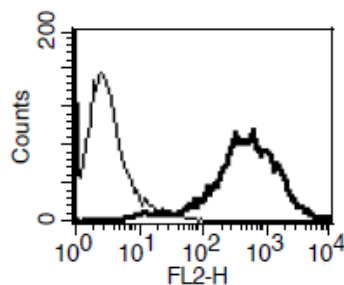
**Figure 1**



**Figure 2**



**Figure 3**



**Figure 1.** Dose-dependent stimulation of calcium flux upon treatment with ligand, monitored with FlexStation. Cells were transiently transfected with Gaq15. **Figure 2.** Dose-dependent inhibition of forskolin-stimulated intracellular cAMP level upon treatment with ligand, measured with cAMP HiRange kit (Cisbio 62AM6PEC). **Figure 3.** Receptor expression on cell surface measured by flow cytometry (FACS) using an anti-FLAG antibody. Thin line: parental cells; thick line: receptor-expressing cells.

**References:**

Mahmood et al. (2012) Reversal of oxidative stress by histamine H<sub>3</sub> receptor-ligands in experimental models of schizophrenia. *Arzneimittelforschung* 62(05):222-229.

Rouleau, A. et al. (2004) Cloning and expression of the mouse histamine H3 receptor: evidence for multiple isoforms. *J Neurochem* 90: 1331-1338.

**FOR RESEARCH USE ONLY.**

© 2005 Multispan Inc. All rights reserved. No part of this document may be reproduced in any form without prior permission in writing.

www.multispaninc.com  
sales@multispaninc.com  
support@multispaninc.com

Ver. October 2005

Phone: +1 (510) 887-0817  
Fax: +1 (510) 887-0863  
26219 Eden Landing Road  
Hayward, CA 94545-3718  
U.S.A.