

**MULTISCREEN™ STABLE CELL LINE  
MONKEY RECOMBINANT BLT<sub>2</sub> RECEPTOR**

**Data sheet**

**PRODUCT INFORMATION**

**Catalog Number:** Cp1272

**Lot Number:** Cp1272-101813

**Quantity:** 1 vial ( $2 \times 10^6$ ) frozen cells

**Freeze Medium:** Sigma Freezing Medium (C-6164)

**Host cell:** HEK293T

**Transfection:** Expression vector containing full-length monkey BLT<sub>2</sub> cDNA (GenBank Accession Number XM\_001113942.2) with FLAG tag sequence at N-terminus

**Recommended Storage:** Liquid nitrogen upon receiving

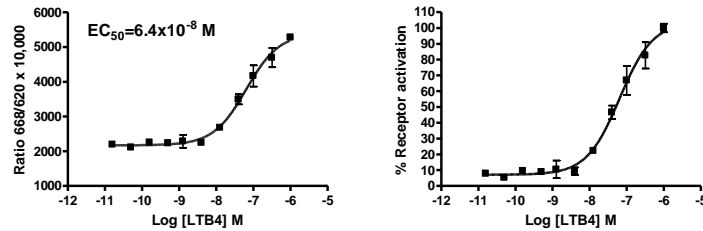
**Propagation Medium:** DMEM, 10% FBS, 1 µg/mL puromycin

**Stability:** In progress

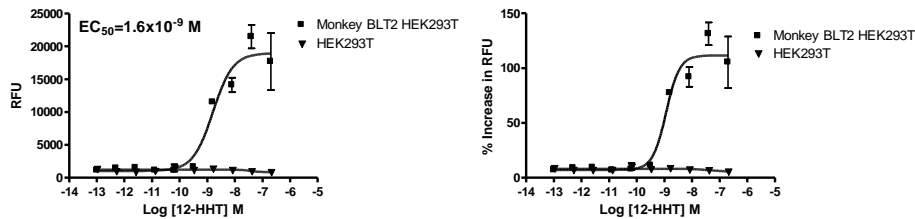
**Background:** Leukotriene B<sub>4</sub> (LTB<sub>4</sub>) is a potent lipid mediator of allergic and inflammatory reactions, as well as a modulator of immune responses. Two receptors for LTB<sub>4</sub> have been described on human neutrophils. The high-affinity human leukocyte LTB<sub>4</sub> receptor, BLT<sub>1</sub> mediates aggregation, chemotaxis, chemokinesis, and increased adherence to surfaces, whereas the low-affinity receptor, BLT<sub>2</sub> (or LTB<sub>4</sub>R2) mediates degranulation and increased oxidative metabolism. BLT<sub>2</sub> is expressed ubiquitously with the highest expression in spleen and has a broader ligand specificity for various eicosanoids. Cells expressing BLT<sub>2</sub> exhibited LTB<sub>4</sub>-induced chemotaxis, calcium mobilization, and inhibition of adenylyl cyclase. BLT<sub>2</sub> provides a novel target for anti-inflammatory therapy and promises to expand our knowledge of LTB<sub>4</sub> function.

**Application:** Functional assays

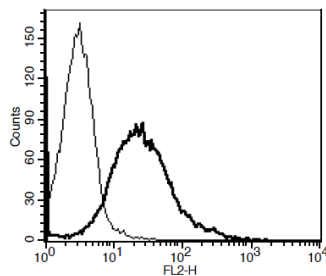
**Figure 1**



**Figure 2**



**Figure 3**



**Figure 1.** Dose-dependent inhibition of forskolin-stimulated intracellular cAMP level upon treatment with ligand, measured with cAMP HiRange kit (Cisbio 62AM6PEC). **Figure 2.** Dose-dependent stimulation of calcium flux upon treatment with ligand, monitored with FlexStation. **Figure 3.** Receptor expression on cell surface measured by flow cytometry (FACS) using an anti-FLAG antibody. Thin line: parental cells; thick line: receptor-expressing cells.

**References:**

Kamohara *et al.* (2000) Molecular cloning and characterization of another leukotriene B<sub>4</sub> receptor. *J Biol Chem* 275:27000-27004.

Yokomizo *et al.* (2000) A second leukotriene B(4) receptor, BLT2. A new therapeutic target in inflammation and immunological disorders. *J Exp Med* 192:421-432.

**FOR RESEARCH USE ONLY.**

© 2005 Multispan Inc. All rights reserved. No part of this document may be reproduced in any form without prior permission in writing.

www.multispaninc.com  
sales@multispaninc.com  
support@multispaninc.com

Ver. October 2005

Phone: +1 (510) 887-0817  
Fax: +1 (510) 887-0863  
26219 Eden Landing Road  
Hayward, CA 94545-3718  
U.S.A.

Yoo *et al.* (2004) Role  
of the BLT<sub>2</sub>, a  
leukotriene B<sub>4</sub> receptor,  
in Ras transformation.  
*Oncogene* 23:9259-  
9268.

***FOR RESEARCH USE ONLY.***

© 2005 Multispan Inc. All rights reserved. No part of this document may be reproduced in any form without prior permission in writing.

[www.multispaninc.com](http://www.multispaninc.com)  
[sales@multispaninc.com](mailto:sales@multispaninc.com)  
[support@multispaninc.com](mailto:support@multispaninc.com)

Ver. October 2005

Phone: +1 (510) 887-0817  
Fax: +1 (510) 887-0863  
26219 Eden Landing Road  
Hayward, CA 94545-3718  
U.S.A.